

Technical Bulletin

Routing of External cable 500746-11 on M24 HH

This bulletin is to notify the user of Flux Power M24 HH battery models on how to route the external Discharge and SOC cables and Toyota end riders.

Batteries Affected

The following models: M24 HH. You can find this models name on the battery's I.D. plate which is typically located on the top of the battery pack.

Identifying the Issue

We have identified a problem with external harnesses 500746-11, If routed incorrectly, can damage the external SOC (p/n 100180) and cause DTC 11 & 12 on your battery, every time you disconnect from your truck and connect to the charger. This will prevent the battery contactors from closing, which will impede the battery's performance.

Known Incorrect way of Installing external harness 500746-11:



Figure 1

Both strands of harness 500746 got Ziptied together.



Figure 2

Correct way to route the external harness

Items needed per Flux Part number:

- 850100 Zip Tie, 4", BLK. .1 Wide. QTY AR
- 860021 Mount Tie-Wrap, VHB tape, 1.1 X 1.1. QTY AR
- 500746 XX ASM DISCHRG SOC RED SBX175 24inL/10ft
- 100180 ASM MAIN REMOTE SOC

Identify the DB-9 Conn, 12 deutch & SBX175 Conn strand of the harness 500746-11

Your harness 500746-11, should have two gray strands. One of them go to a red SBX350 Connector and the other goes to a gray DB-9 Connector.

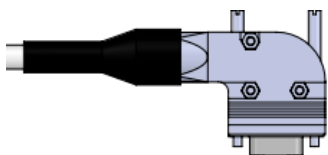


Figure 3: DB9 Conn

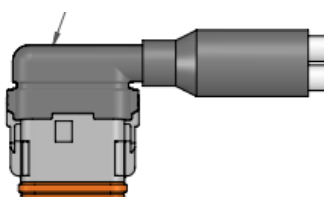


Figure 4: 12 Deutch Conn

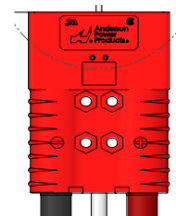


Figure 5: SBX175 Conn

Route the 500746-11 as shown below:

- 1) External SOC (p/n: 100180) connected to the DB-9 strand of 500746-11.
- 2) Zipties (p/n:850100) installed.
- 3) DB-9 routing
- 4) Zip-tie mount tie wrap with Ziptie Installation
- 5) SBX 175 routing.
- 6) 12 deutch Connector connection to the pack.
- 7) Make sure you leave enough slack for when the vehicle lifts and lowers its forks.




Figure 6: Proper routing 1




Figure 7: Proper routing 2

Flux Power Contact Details

Flux Power Inc.
Address: 2685 South Melrose Drive,
Vista, CA 92081
Tel: 877-358-9487 Option 1
Email: Support@fluxpower.com
Web: www.fluxpower.com

Copyright © 2018 Flux Power, Inc. All rights reserved. Flux Power, the Flux Power Logo, and Flux Power LiFT Pack are registered trademarks or trademarks of Flux Power, Inc. All other brands and product names are trademarks or registered trademarks of their respective owners. This information is intended for the use of Flux Power customers only. Any other use without the express written consent of Flux Power, Inc. is strictly prohibited.